

marine generator family by **norpro**

Model **21NI** 21kW

EPA Certified


Main Specifications

AC Output.....21 kW, 60 Hz, 1800 RPM, 1 Ph, 120/240V
Voltage Regulation (Newage).....+1.5%

Engine: ISUZU Diesel Model 4LE1

Type.....4 cyl., 4 cycle, water cooled, OHV
Fuel System.....indirect injected
Bore & Stroke (in.).....3.35 x 3.78
Piston Displacement (cu.in.).....133
Compression Ratio.....21.5:1
Coolant Capacity (Block qts.).....3
Lube Oil Capacity (qts.).....8.6
dB(A) @ 7 meter w/o intake & exhaust attenuated.....82
dB(A) @ 7 meter w/sound shield & muffler.....59
Fuel Consumption at Full Load (gph).....1.8

Warranty.....5 year 5000 hour



(Some options may be shown)

Standard Features

Starter.....12V
Exhaust Manifold.....Water Cooled
Heat Exchanger Cooled.....Cupro-Nickel
Exhaust Elbow.....Water-Cooled
Oil Pan.....30° Inclination All Directions
Auto Shutdown.....Low Oil Pressure/High Water Temp
Harness Extension.....10 Foot
Panel w/Gauges.....Remote Mount
Belt Guard.....ABS Molded
Paint Color.....Ultra White

Generator Standard Features

- External regulator system incorporates electronic circuit to best meet user needs
- Maximum 1.5% or better voltage deviation
- Brushless design minimizes maintenance and service costs
- Manufactured with class “F” or better insulation as defined by applicable NEMA standard
- Body rigidly coupled to the engine, driven with a steel wheel disc-type coupling for permanent alignment
- Single piece four pole rotor lamination for strength and lasting durability
- Wet layer wound field on pole for maximum protection against short circuit
- Direct drive centrifugal blower
- Single phase, 60 Hz, 1.0 PF
- 2 year/1000 hour warranty on generator

Complete teardown in only 5 minutes; 3 removeable access panels provide an easy and accessible work area

Powder coated gloss white aluminum sound shield

State of the art design with a world class finish.

Connection holes & exhaust port make for a neat and clean installation.



Full sound abatement with an amazing 59 db(A) noise level at full load.

Delivering excellence one generator at a time

MODEL 21NI

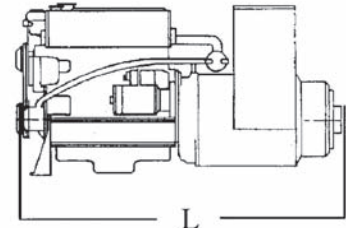
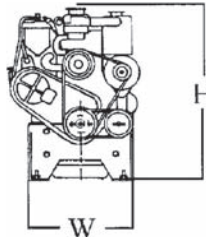
Optional Equipment

- Extension harnesses in 5', 10', 20' and 50' lengths
- Dual station instrument panel with "Y" harness
- Dry exhaust
- Keel cooling
- Sound enclosure

Standard



Optional



MODEL	LENGTH	WIDTH	HEIGHT	DRY WEIGHT	ENCLOSURE (LxWxH)
4NI	28"	14"	18.5"	129 lbs	31.7"x16"x19"
6NI	30"	20"	22"	379 lbs	35.6"x23"x25"
9NI	32"	20"	22"	446 lbs	35.6"x23"x25"
12NI	35.5"	20"	24.5"	527 lbs	39.5"x23"x26"
14NI	35.5"	20"	24.5"	539 lbs	39.5"x23"x26"
18NI	37"	20"	25.5"	596 lbs	45.5"x23"x26"
21NI	42"	20"	25.5"	742 lbs	45.5"x23"x26"
30NI	50"	25"	33"	934 lbs	N/A
40NI	59"	25"	36"	1526 lbs	N/A
60NI	68"	25"	38"	1900 lbs	N/A
84NI	68"	25"	38"	2180 lbs	N/A
99NI	68"	25"	38"	2810 lbs	N/A
120NI	68"	25"	38"	2850 lbs	N/A

Authorized Sales & Service Dealer