

**marine generator family by norpro<sup>®</sup>**

Model **99SF** 99kW

EPA & CARB  
Certified

**Main Specifications**


AC Output.....99kW, 60Hz, 1800 RPM, 1 Ph, 120/240V  
Voltage Regulation (Marathon).....+1%

**Engine: ISUZU Diesel Model 6BG1T**

Type.....6 cyl., 4 cycle, water cooled, OHV  
Fuel System.....direct injected  
Bore & Stroke.....4.13" x 4.92"  
Piston Displacement.....396 cu. in.  
Compression Ratio.....17.5:1  
Coolant Capacity (Block).....12.7 qts.  
Lube Oil Capacity.....22.7 qts.

**Standard Features**


Alternator D.C.....12V - 20A  
Voltage Regulator.....12V - Integral  
Starter.....12V - 1.0 kW  
Exhaust Manifold.....Wrapped/Heat shield  
Cooling.....Keel Cooling  
Mounts.....Rubber Isolation  
Auto Shutdown.....Low Oil Pressure/High Water Temp.  
Remote Panel w/ Gauges.....Remote Mount  
Belt Guard.....ABS  
Paint Color.....Electric Blue



Some options may be shown

**Generator Standard Features**

- External regulator system incorporates capacitor circuit to best meet user needs
- Maximum 1% or better voltage deviation
- Brushless design minimizes maintenance and service costs
- Manufactured with class "F" or better insulation as defined by applicable NEMA standard
- Full wave, 6 diode, rotating rectifier
- Body rigidly coupled to the engine, driven with a steel wheel disc-type coupling for permanent alignment
- Single piece four pole rotor lamination for strength and lasting durability
- Wet layer wound field on pole for maximum protection against short circuit
- Direct drive centrifugal blower
- Single phase, 60 Hz, 1.0 PF
- 2 year/1000 hour warranty on generator



Some options may be shown

**5 year/5000 hour engine warranty**

**Delivering excellence one product at a time**

## MODEL 99SF

**Standard**

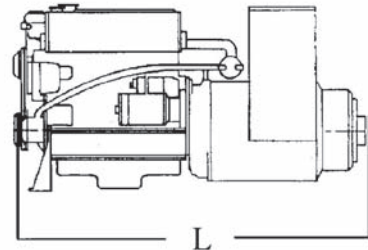
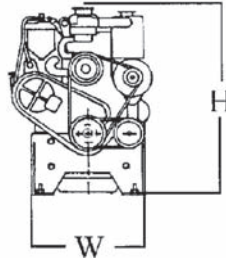


**Optional**



### Optional Equipment

- Extension plug-in wiring harnesses in 5', 10', 20' and 50' lengths
- PTO pulleys
- Dual station plug-in instrument panel with "Y" harness
- Buddy Box (sea going spare parts kit)
- Oil drain kit
- Sound enclosure
- Three phase are 12 wire reconnectable voltage 120/280 - 240/416, etc.
- Water cooled exhaust elbow



MODEL	LENGTH	WIDTH	HEIGHT	DRY WEIGHT
6SF	29"	20"	22"	379 lbs
9SF	30.7"	20"	22"	446 lbs
12SF	34.3"	20"	24.5"	527 lbs
14SF	34.3"	20"	24.5"	539 lbs
18SF	40"	20"	25.5"	596 lbs
21SF	43.5"	20"	25.5"	742 lbs
30SF	50"	25"	33"	934 lbs
40SF	56"	25"	33"	1522 lbs
60SF	58"	25"	35"	1585 lbs
84SF	65.8"	25"	35"	1845 lbs
99SF	67"	25"	37"	2110 lbs
120SF	69"	25"	37"	2215 lbs